

# Modena 100 ore

## Mugello 10.10.2024

### Time Trials

## Classification

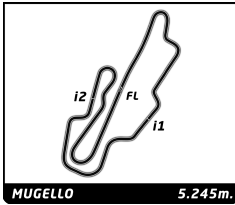
No Drivers	Team	Car	Cl.	Time	Lap Total	Gap	Kph
1 84 H. STANLEY / M. GIRARDO		Lancia Stratos Gr. 4	4	<b>3:34.079</b>	3 6	- -	88.2
2 81 E. COSTA / I. COTTA		Jaguar E-Type	3	<b>3:34.427</b>	5 7	+0.348 +0.348	88.1
3 73 B. BAKER / M. BAKER		Maserati 300S	2	<b>3:35.970</b>	7 7	+1.891 +1.543	87.4
4 78 W. BRIDGES / C. BRIDGES		Porsche 911 2.0	2	<b>3:49.253</b>	5 5	+15.174+13.283	82.4
5 85 R. LENTERS / J. MYRANDA WITTEVEEN		De Tomaso Pantera Gr.4	4	<b>3:51.997</b>	6 6	+17.918 +2.744	81.4
6 80 J. YATES / S. CLARKIN YATES		Ferrari 275 GTB	3	<b>3:53.868</b>	6 6	+19.789 +1.871	80.7
7 76 L. SAGLIO / V. GILLIER		Ferrari 250 GT SWB	2	<b>3:56.828</b>	3 6	+22.749 +2.960	79.7
8 71 A. BILIDT / J. STR JER HANSEN	Team Str jer	Ferrari 250 GT Coup	2	<b>4:01.799</b>	4 5	+27.720 +4.971	78.1
9 75 M. SHEEHAN / C. SHEEHAN		Jaguar E-Type	2	<b>4:05.033</b>	2 5	+30.954 +3.234	77.1
10 89 P. VAN DER EIJK / M. VENING		Alfa Romeo SZ	2	<b>4:09.574</b>	5 5	+35.495 +4.541	75.7
11 74 P. KAPPELER / M. TOURNEUR		Alfa Romeo Giulietta Sprint	2	<b>4:09.958</b>	6 6	+35.879 +0.384	75.5
12 87 C. ONEILL / H. ONEILL		Porsche 911 Carrera	5	<b>4:11.024</b>	5 5	+36.945 +1.066	75.2
13 79 Y. SGUBBI / S. CAROLINE		Porsche 911 2.0	3	<b>4:16.584</b>	2 5	+42.505 +5.560	73.6
14 72 A. MARGOT / D. FREEMAN	Four Score	Triumph TR3	2	<b>4:17.840</b>	4 5	+43.761 +1.256	73.2
15 86 K. WOHLBERG / P. WOHLBERG	Almadrava Racing	Porsche 911 RS	4	<b>4:18.003</b>	2 5	+43.924 +0.163	73.2
16 82 J. KEJDUS / P. KEJDUS		Jaguar MK II	3	<b>4:24.470</b>	2 5	+50.391 +6.467	71.4
17 70 F. BURKARD / R. PENNA	The Pearl Collection	Ferrari 250 GT Berlinetta	2				
18 77 J. ALLBONES / J. BEAUMONT		Ferrari 250 GT SWB Berlinetta (R)	2		1		
19 83 S. MAUDUIT / S. TONIZZO	LUX	Fiat 124 Sport Coup	3				
20 88 J. MULDOON / C. BORREGO DE MULDOON		Ferrari 250 GT Coup	2				
21 90 S. SHERWOOD / K. CHISHOLM		Ferrari 365 GTB/4 Daytona	3				
22 91 C. MULDOON / S. WILLIAM DRABBLE		Ferrari 246 Dino GTS Spider Scaglietti	3				

**Fastest Lap:** Lap 3 | Harvey STANLEY | **3:34.079** | 88.2 Kph

Published at: .....

Track Status: **WET**

<b>Race Director:</b> Antonio CANU	<b>Timekeeper:</b> Andrea Rapi
---------------------------------------	-----------------------------------



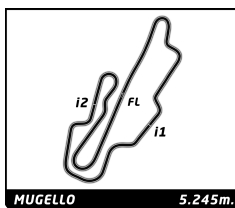
# Modena 100 ore

## Mugello 10.10.2024

### Time Trials

### Best Sector Times

Sector 1		Sector 2		Sector 3		No Team	Class	Ideal Lap	Best Lap
No Driver	Time	No Driver	Time	No Driver	Time				
1	81 E.COSTA	1:11.120	84 H.STANLEY	1:01.816	81 E.COSTA	1:10.723	4	3:28.162	3:34.079 (1)
2	84 H.STANLEY	1:12.474	73 B.BAKER	1:07.466	73 B.BAKER	1:12.273	3	3:31.978	3:34.427 (2)
3	78 W.BRIDGES	1:14.956	85 R.LENTERS	1:09.496	84 H.STANLEY	1:13.872	2	3:35.345	3:35.970 (3)
4	73 B.BAKER	1:15.606	81 E.COSTA	1:10.135	85 R.LENTERS	1:14.898	4	3:41.502	3:49.253 (4)
5	80 J.YATES	1:17.095	78 W.BRIDGES	1:10.353	78 W.BRIDGES	1:16.193	5	3:47.217	3:51.997 (5)
6	76 L.SAGLIO	1:18.703	86 K.WOHLBERG	1:11.936	76 L.SAGLIO	1:18.787	6	3:51.051	3:53.868 (6)
7	87 C.ONEILL	1:19.075	79 Y.SGUBBI	1:12.650	80 J.YATES	1:19.564	7	3:55.989	3:56.828 (7)
8	86 K.WOHLBERG	1:19.592	87 C.ONEILL	1:14.247	71 A.BILIDT	1:20.178	8	3:58.895	4:11.024 (12)
9	75 M.SHEEHAN	1:21.068	80 J.YATES	1:14.392	89 P.VAN DER EIJK	1:22.301	9	3:59.081	4:16.584 (13)
10	79 Y.SGUBBI	1:21.263	75 M.SHEEHAN	1:14.872	74 P.KAPPELER	1:23.767	10	4:00.256	4:09.574 (10)
11	89 P.VAN DER EIJK	1:21.666	89 P.VAN DER EIJK	1:16.289	79 Y.SGUBBI	1:25.168	11	71 Team Str jer	4:00.738 4:01.799 (8)
12	71 A.BILIDT	1:22.589	74 P.KAPPELER	1:17.211	75 M.SHEEHAN	1:25.278	12	75	4:01.218 4:05.033 (9)
13	85 R.LENTERS	1:22.823	71 A.BILIDT	1:17.971	87 C.ONEILL	1:25.573	13	86 Almadrava Racing	4:08.356 4:18.003 (15)
14	72 A.MARGOT	1:23.868	76 L.SAGLIO	1:18.499	72 A.MARGOT	1:27.120	14	74	4:09.518 4:09.958 (11)
15	77 J.ALLBONES	1:25.653	72 A.MARGOT	1:21.064	77 J.ALLBONES	1:32.642	15	72 Four Score	4:12.052 4:17.840 (14)
16	82 J.KEJDUS	1:28.350	77 J.ALLBONES	1:23.666	86 K.WOHLBERG	1:36.828	16	77	4:21.961



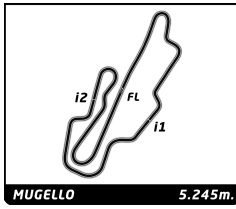
# Modena 100 ore

## Mugello 10.10.2024

### Time Trials

### Best Top Speed

Team	Car	Class	Top Speed Driver	Top 1		Top 2		Top 3		Top 4		Top 5		Avg	
				Kph	Lap	Kph	Lap	Kph	Lap	Kph	Lap	Kph	Lap		
81	Jaguar E-Type	3	E. COSTA	131.8	7	123.4	6	118.2	5	113.4	4	111.1	3	119,6	
76	Ferrari 250 GT SWB	2	L. SAGLIO	123.4	5	119.2	3	107.5	4	97.8	2	84.4	6	106,5	
86	Almadrava Racing	Porsche 911 RS	4	K. WOHLBERG	120.7	5	118.7	4	115.4	3	109.3	2	83.5	1	109,5
80	Ferrari 275 GTB	3	J. YATES	118.8	3	115.7	5	109.4	6	103.0	2	101.9	4	109,8	
73	Maserati 300S	2	B. BAKER	116.9	7	115.0	5	114.9	6	110.9	4	106.0	3	112,7	
84	Lancia Stratos Gr. 4	4	H. STANLEY	116.3	4	107.1	2	104.4	3	103.8	5	85.9	6	103,5	
72	Four Score	Triumph TR3	2	A. MARGOT	114.8	5	110.7	4	103.6	3	100.9	2	56.3	1	97,3
89	Alfa Romeo SZ	2	P. VAN DER ...	105.8	4	104.2	3	98.6	5	92.4	2	64.8	1	93,2	
71	Team Str jer	Ferrari 250 GT Coup	2	A. BILIDT	105.3	4	93.4	3	91.6	5	76.6	2	54.7	1	84,3
75	Jaguar E-Type	2	M. SHEEHAN	105.0	2	101.5	3	100.8	5	98.9	4	68.4	1	94,9	
85	De Tomaso Pantera Gr.4	4	R. LENTERS	103.2	4	94.2	5	89.6	3	85.6	6	80.4	2	90,6	
79	Porsche 911 2.0	3	Y. SGUBBI	102.4	2	92.5	5	90.5	4	90.1	3	77.7	1	90,6	
78	Porsche 911 2.0	2	W. BRIDGES	102.1	4	101.8	5	87.7	3	86.1	2	53.8	1	86,3	
87	Porsche 911 Carrera	5	C. ONEILL	95.7	2	94.4	4	90.7	3	90.3	5	54.3	1	85,1	
74	Alfa Romeo Giulietta Sprint	2	P. KAPPELER	89.3	6	85.5	4	82.1	5	77.6	3	73.6	2	81,6	
77	Ferrari 250 GT SWB Berlinetta (R)	2	J. ALLBONES	66.6	1									66,6	
70	The Pearl Collection	Ferrari 250 GT Berlinetta	2												
82	Jaguar MK II	3	J. KEJDUS												
83	LUX	Fiat 124 Sport Coup	3												
88	Ferrari 250 GT Coup	2													
90	Ferrari 365 GTB/4 Daytona	3													
91	Ferrari 246 Dino GTS Spider Scaglietti	3													



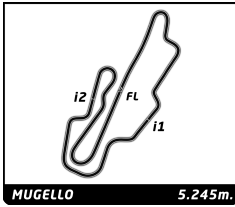
# Modena 100 ore

## Mugello 10.10.2024

### Time Trials

#### Fastest Lap Sequence

Elapsed	No Team	Car	Class	Driver	Time	Kph	Lap
8:36.789	<b>86</b> Almadrava Racing	Porsche 911 RS	4	<b>Karsten WOHLBERG</b>	<b>4:18.003</b>	73.2	2
8:39.460	<b>79</b>	Porsche 911 2.0	3	<b>Yves SGUBBI</b>	<b>4:16.584</b>	73.6	2
8:41.017	<b>73</b>	Maserati 300S	2	<b>Brad BAKER</b>	<b>3:51.779</b>	81.5	2
8:41.844	<b>84</b>	Lancia Stratos Gr. 4	4	<b>Harvey STANLEY</b>	<b>3:34.312</b>	88.1	2
12:15.923	<b>84</b>	Lancia Stratos Gr. 4	4	<b>Harvey STANLEY</b>	<b>3:34.079</b>	88.2	3

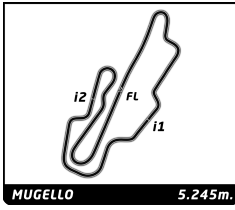


# Modena 100 ore Mugello 10.10.2024 Time Trials

## Sector Analysis

— Invalidated Lap    ■ Personal Best    ■ Session Best    **B** Crossing the pit lane

Lap	Time	Sector 1	Sector 2	Sector 3	T.Spd	Elapsed	Lap	Time	Sector 1	Sector 2	Sector 3	T.Spd	Elapsed	
<b>71</b>	<b>Team Str jer</b>				Ferrari 250 GT Coup									
	1.Anders BILIDT				2									
	2.J rgen STR JER HANSEN													
	1	5:10.140	2:09.618	1:30.151	1:30.371	54.7	5:10.140	5	5:08.868	<b>B</b> 1:19.626	1:20.730	2:28.512	123.4	22:28.827
	2	4:19.433	1:29.803	1:27.716	1:21.914	76.6	9:29.573	6	5:24.114	2:45.206	1:19.238	1:19.670	84.4	27:52.941
	3	4:10.857	1:26.308	1:21.175	1:23.374	93.4	13:40.430							
<b>72</b>	<b>Four Score</b>				Triumph TR3									
	1.Anna MARGOT				2									
	2.Dorothy FREEMAN													
	1	5:14.493	2:08.099	1:29.910	1:36.484	56.3	5:14.493							
	2	4:37.173	1:34.047	1:29.033	1:34.093	100.9	9:51.666							
	3	4:25.821	1:29.563	1:25.559	1:30.699	103.6	14:17.487							
<b>73</b>	1.Brad BAKER				Maserati 300S									
	2.Maria BAKER				2									
	1	4:49.238	1:58.240	1:28.182	1:22.816	59.0	4:49.238							
	2	3:51.779	1:17.926	1:16.698	1:17.155	92.0	8:41.017							
	3	3:50.796	1:16.702	1:12.626	1:21.468	106.0	12:31.813							
	4	3:54.106	1:16.067	1:09.655	1:28.384	110.9	16:25.919							
	5	3:47.304	<b>1:15.606</b>	1:08.861	1:22.837	115.0	20:13.223							
	6	3:44.376	1:16.601	1:07.855	1:19.920	114.9	23:57.599							
<b>74</b>	1.Peter KAPPELER				Alfa Romeo Giulietta Sprint									
	2.Marie TOURNEUR				2									
	1	5:08.292	1:57.616	1:28.326	1:42.350	58.3	5:08.292							
	2	4:36.843	1:36.454	1:26.854	1:33.535	73.6	9:45.135							
	3	4:39.512	1:30.213	1:27.341	1:41.958	77.6	14:24.647							
	4	4:37.669	<b>1:28.540</b>	1:27.019	1:42.110	85.5	19:02.316							
	5	4:37.180	1:31.713	1:23.714	1:41.753	82.1	23:39.496							
<b>75</b>	1.Mike SHEEHAN				Jaguar E-Type									
	2.Carolyn SHEEHAN				2									
	1	5:06.780	2:12.755	1:28.747	<b>1:25.278</b>	68.4	5:06.780							
	2	<b>4:05.033</b>	1:21.783	1:17.268	1:25.982	105.0	9:11.813							
	3	4:05.114	1:21.966	1:15.587	1:27.561	101.5	13:16.927							
	4	4:07.500	1:22.339	1:18.304	1:26.857	98.9	17:24.427							
<b>76</b>	1.Laurent SAGLIO				Ferrari 250 GT SWB									
	2.Valerie GILLIER				2									
	1	5:16.244	2:19.701	1:30.007	1:26.536	58.7	5:16.244							
	2	4:06.723	1:26.299	1:21.637	<b>1:18.787</b>	97.8	9:22.967							
	3	<b>3:56.828</b>	<b>1:18.703</b>	1:18.674	1:19.451	119.2	13:19.795							
<b>77</b>	1.Jonathan ALLBONES				Ferrari 250 GT SWB Berlinetta (R)									
	2.James BEAUMONT				2									
1	5:24.142	2:16.255	1:35.245	<b>1:32.642</b>	66.6	5:24.142								
<b>78</b>	1.William BRIDGES				Porsche 911 2.0									
	2.Caroline BRIDGES				2									
	1	5:06.807	2:10.525	1:28.108	1:28.174	53.8	5:06.807							
	2	4:06.040	1:23.397	1:18.014	1:24.629	86.1	9:12.847							
	3	3:53.060	1:21.895	1:14.972	<b>1:16.193</b>	87.7	13:05.907							
	4	3:52.956	1:20.125	1:13.003	1:19.828	102.1	16:58.863							
<b>79</b>	1.Yves SGUBBI				Porsche 911 2.0									
	2.Sgubbi CAROLINE				3									
	1	4:22.876	1:40.695	1:17.013	<b>1:25.168</b>	77.7	4:22.876							
	2	<b>4:16.584</b>	<b>1:21.263</b>	1:14.760	1:40.561	102.4	8:39.460							
	3	4:18.686	1:24.262	1:13.234	1:41.190	90.1	12:58.146							
<b>80</b>	1.Jason YATES				Ferrari 275 GTB									
	2.Sarah CLARKIN YATES				3									
	1	5:22.887	2:14.582	1:32.052	1:36.253	70.2	5:22.887							
	2	4:02.817	1:24.674	1:18.579	<b>1:19.564</b>	103.0	9:25.704							
	3	3:55.182	<b>1:17.095</b>	1:18.428	1:19.659	118.8	13:20.886							
	4	4:00.883	1:21.966	1:18.900	1:20.017	101.9	17:21.769							
<b>81</b>	1.Eduardo COSTA				Jaguar E-Type									
	2.Isabel COTTA				3									
	1	5:08.837	2:21.800	1:23.722	1:23.315	57.7	5:08.837							
	2	3:52.995	1:22.822	1:14.763	1:15.410	75.4	9:01.832							
	3	3:43.334	1:14.837	1:12.701	1:15.796	111.1	12:45.166							
	4	3:46.346	1:18.375	1:13.756	1:14.215	113.4	16:31.512							
	5	<b>3:34.427</b>	1:13.569	<b>1:10.135</b>	<b>1:10.723</b>	118.2	20:05.939							
<b>82</b>	1.Jakub KEJDUS				Jaguar MK II									
	2.Petr KEJDUS				3									
	1	5:35.258					5:35.258							
	2	<b>4:24.470</b>					9:59.728							
	3	4:25.868	<b>1:28.350</b>				14:25.596							



# Modena 100 ore

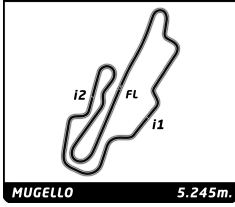
## Mugello 10.10.2024

### Time Trials

## Sector Analysis

— Invalidated Lap    
 ■ Personal Best    
 ■ Session Best    
 ■ Crossing the pit lane

Lap	Time	Sector 1	Sector 2	Sector 3	T.Spd	Elapsed	Lap	Time	Sector 1	Sector 2	Sector 3	T.Spd	Elapsed
<b>84</b> Lancia Stratos Gr. 4 1.Harvey STANLEY 2.Max GIRARDO													
1	5:07.532	2:22.338	1:17.978	1:27.216	67.9	5:07.532							
2	3:34.312	1:14.326	1:04.934	1:15.052	107.1	8:41.844							
3	<b>3:34.079</b>	1:16.183	1:04.007	1:13.889	104.4	12:15.923							
4	3:34.235	<b>1:12.474</b>	1:05.269	1:16.492	116.3	15:50.158							
5	3:34.535	1:17.684	1:02.979	<b>1:13.872</b>	103.8	19:24.693							
6	3:37.442	1:16.886	<b>1:01.816</b>	1:18.740	85.9	23:02.135							
<b>85</b> De Tomaso Pantera Gr.4 1.Ronald LENTERS 2.Jacquelin MYRANDA WIT													
1	4:23.403	1:37.561	1:10.191	1:35.651	71.6	4:23.403							
2	4:18.804	1:25.018	1:12.583	1:41.203	80.4	8:42.207							
3	4:17.522	<b>1:22.823</b>	1:12.755	1:41.944	89.6	12:59.729							
4	4:19.939	1:25.245	1:12.612	1:42.082	103.2	17:19.668							
5	4:17.329	1:24.981	1:11.216	1:41.132	94.2	21:36.997							
6	<b>3:51.997</b>	1:27.603	<b>1:09.496</b>	<b>1:14.898</b>	85.6	25:28.994							
<b>86</b> Almadrava Racing Porsche 911 RS 1.Karsten WOHLBERG 2.Patricia WOHLBERG													
1	4:18.786	1:30.022	<b>1:11.936</b>	<b>1:36.828</b>	83.5	4:18.786							
2	<b>4:18.003</b>	<b>1:19.592</b>	1:13.666	1:44.745	109.3	8:36.789							
3	4:18.026	1:19.613	1:12.907	1:45.506	115.4	12:54.815							
4	4:18.055	1:19.679	1:13.208	1:45.168	118.7	17:12.870							
5	4:18.040	1:19.864	1:13.057	1:45.119	120.7	21:30.910							
<b>87</b> Porsche 911 Carrera 1.Christopher ONEILL 2.Heather ONEILL													
1	4:55.786	1:59.329	1:29.112	1:27.345	54.3	4:55.786							
2	4:12.806	1:25.689	1:21.544	<b>1:25.573</b>	95.7	9:08.592							
3	4:13.237	<b>1:19.075</b>	1:17.040	1:37.122	90.7	13:21.829							
4	4:15.176	1:25.044	1:17.041	1:33.091	94.4	17:37.005							
5	<b>4:11.024</b>	1:21.506	<b>1:14.247</b>	1:35.271	90.3	21:48.029							
<b>89</b> Alfa Romeo SZ 1.Pieter VAN DER EIJK 2.Marcel VENING													
1	5:13.512	2:11.739	1:29.625	1:32.148	64.8	5:13.512							
2	4:11.026	1:26.986	1:21.739	<b>1:22.301</b>	92.4	9:24.538							
3	4:12.695	<b>1:21.666</b>	1:20.110	1:30.919	104.2	13:37.233							
4	4:11.268	1:21.692	1:17.277	1:32.299	105.8	17:48.501							
5	<b>4:09.574</b>	1:22.690	1:17.305	1:29.579	98.6	21:58.075							

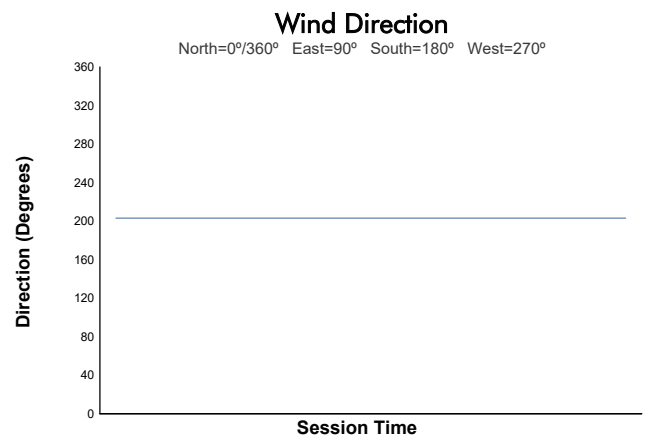
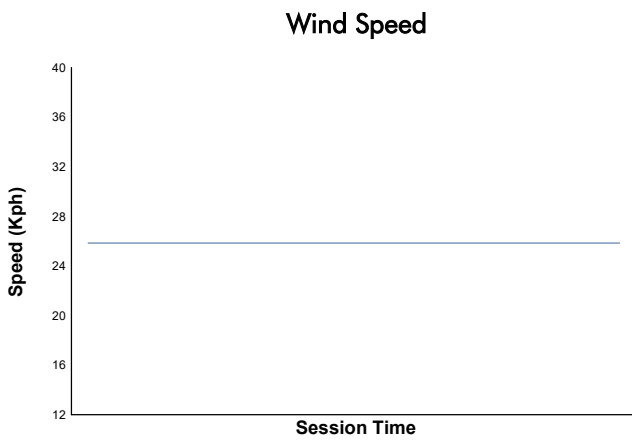
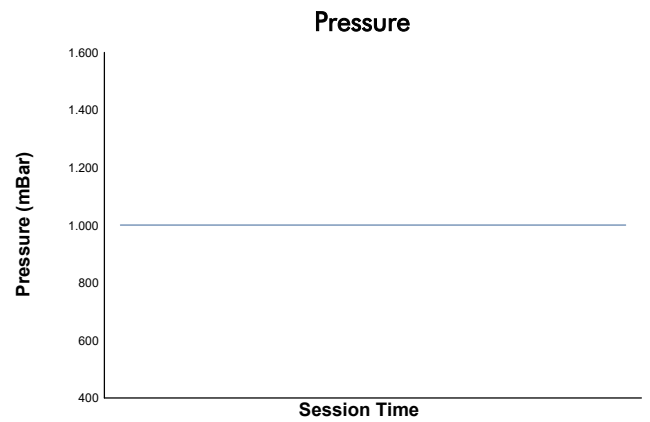
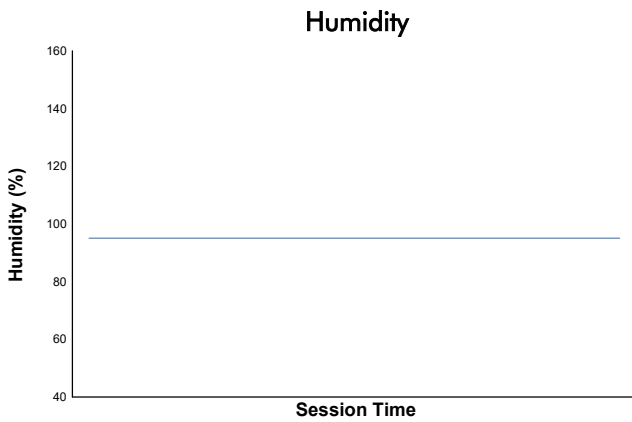
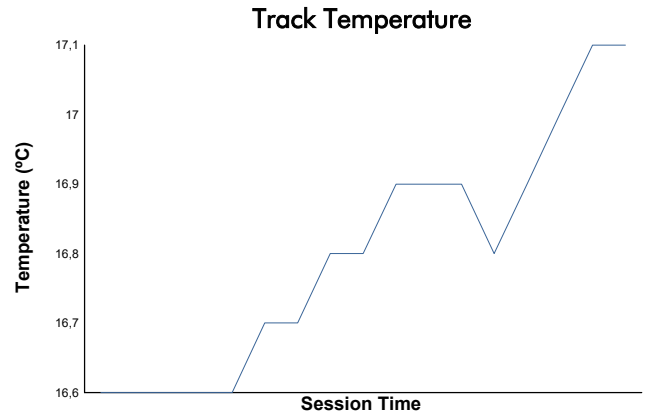
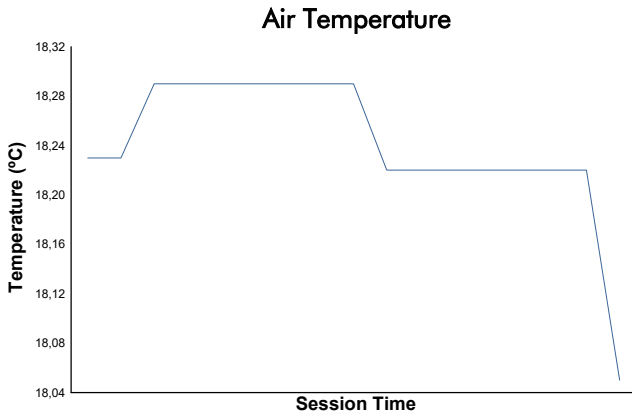


# Modena 100 ore

## Mugello 10.10.2024

### Time Trials

### Weather Report



Track Status: **WET**